

**R.G. Govt. P.G. AUTONOMOUS COLLEGE,  
AMBIPAPUR  
(CHHATTISGARH)**



**Report  
on  
Academic Audit  
Year - 2021-22**

**ACADEMIC AUDIT**  
**(External)**



**Report on the Academic Audit**

**for the year - 2021-22**

**of**

**R.G. Govt. P.G. AUTONOMOUS COLLEGE,  
AMBIPAPUR**

**Chhattisgarh - 491001**

**Date - 25, July 2022**

## Contents

1...Schedule for Academic Audit.....	(01)
2. Introduction.....	(02)
3. Audit Committee.....	(05)
4. Objective & Scope Of The Audit.....	(06)
5. Methodology.....	(06)
6. Brief Profile of The College.....	(07)
7. Observations.....	(08)
8...Streams & Departments.....	(08)
9...Students.....	(10)
10..Faculty Members.....	(17)
11..Interaction with students of different streams.....	(18)
12..Departments visited.....	(19)
13..Support Staff.....	(21)
14..Facilities.....	(21)
15..Alumni and Parents.....	(23)
16..Views of the College Authorities.....	(23)
17..Strengths, Weakness, Opportunities for Improvements & Challenges (SWOC).....	(24)
18..General Conclusion.....	(25)
19..Gratitude.....	(26)

## Schedule for Academic Audit

**Date – 25 July 2022 Monday**

<b>Time</b>	<b>Schedule</b>				<b>Venue</b>
<b>10:00 AM</b>	<b>Introductory Meeting</b>				Principal's office
<b>10:30 AM</b>	<b>Meeting with the College Staff</b>				Meeting Hall
<b>Time 11:15AM - 02:25PM Departmental Visits</b>					
<b>11:15 AM</b>	Physics	1 <sup>st</sup> Floor	12:55 PM	Economics	Ground floor
<b>11:25 AM</b>	Botany	1 <sup>st</sup> Floor	01:05 PM	Mathematics	Ground floor
<b>11:35 AM</b>	Geology	1 <sup>st</sup> Floor	01:15 PM	Law	Ground floor
<b>11:45 AM</b>	English	1 <sup>st</sup> Floor	01:25 PM	Anthropology	Ground floor
<b>11:55 AM</b>	Commerce	1 <sup>st</sup> Floor	01:35 PM	Psychology	Ground floor
<b>12:05 PM</b>	Geography	1 <sup>st</sup> Floor	01:45 PM	Sociology	Ground floor
<b>12:15 PM</b>	Computer Science	1 <sup>st</sup> Floor	01:55 PM	History	Ground floor
<b>12:25 PM</b>	Hindi	Ground floor	02:05 PM	Zoology	Ground floor
<b>12:35 PM</b>	Sanskrit	Ground floor	02:15 PM	Chemistry	Ground floor
<b>12:45 PM</b>	Political Science	Ground floor	02:25 PM	Library	Ground floor
<b>02:35 PM</b>	<b>Lunch</b>				
<b>03:35 PM</b>	<b>Meeting with B.Com/B.A./B.Sc./L.L.B./M.Com/M.A./M.Sc./L.L.M. Students &amp; Research Scholars</b>				<b>Auditorium</b>
<b>4:35 PM</b>	<b>Meeting with the Faculty members</b>				Meeting Hall
<b>05:35 PM</b>	<b>Tea</b>				Meeting Hall
<b>05:45 PM</b>	<b>Meeting with Alumni and Parents</b>				Meeting Hall
<b>06:30 PM</b>	<b>Meeting with the Principal, Co-ordinator of IQAC and Secretary of the Academic Council</b>				IQAC Cell

# **Surguja District and Rajeev Gandhi Govt. P.G. College Ambikapur**

## ***Introduction***

Surguja, a district rich in history, is characterized by its northern tropical deciduous forests and a vibrant tribal population. Located within the Chhota Nagpur plateau, it is bordered by the majestic Satpura-Maikal mountain ranges and is traversed by the ancient Renuka and Kanhar rivers. As one of the northern districts of Chhattisgarh, Surguja was carved from Madhya Pradesh and spans approximately 16,044.2 square kilometers, positioned between latitudes 22°38' to 24°6' north and longitudes 82°38' to 84°5' east. It shares borders with Sidhi, Sonbhadra (U.P.), and Palamu (Jharkhand) to the north, Korba to the south, and Jashpur to the east, with Korea district enclosing its western side.

## **Education Initiatives**

To meet the critical need for higher education in this tribal region, the Government of Madhya Pradesh established a degree college in Ambikapur, the district headquarters, in 1960. Initially offering undergraduate programs in Science, Arts, and Commerce, Government P.G. College Ambikapur transitioned from Sagar University to Ravishankar University and now operates under Surguja University since 2009. The college gained autonomy for postgraduate courses in 1994-95 and for undergraduate courses in 2021-2022, aligning with UGC objectives to enhance access to higher education for students from Scheduled Tribes (ST), Scheduled Castes (SC), and Other Backward Classes (OBC).

## **Academic Offerings**

In 1972, the college expanded by introducing a three-year LL.B program and was elevated to a postgraduate institution. Current academic offerings include M.Sc. in various sciences and M.A. in disciplines such as Hindi, English, and History. The faculty comprises 78 members, including 31 Ph.D. holders, supported by 21 non-teaching and 10 technical staff. The college serves 6113 students—3781 boys and 2332 girls—with notable representation from ST (35.57%), SC (5.13%), and OBC (26.77%) categories.

## **Facilities and Resources**

The college features a central library with 53,576 books and a departmental library containing 16,784 books, enriching students' academic resources. It offers comprehensive sports facilities for both indoor and outdoor activities, alongside amenities such as bicycle and vehicle stands, a girls' common room, pure drinking water, a canteen, and a well-maintained garden.

## **Teaching and Learning Approaches**

The institution encourages academic flexibility, allowing students to choose from various UG/PG programs. Evaluation methods include unit tests, quarterly assessments, seminars, and group discussions to cater to both slow and advanced learners. Remedial classes are available for those needing extra support, while advanced students are encouraged to deepen their knowledge through specialized activities, including field trips and practical experiments in departments like Geography, Botany, and Zoology.

## **Quality Assurance and Faculty Development**

An Autonomous Cell oversees postgraduate evaluations, while the Internal Quality Assurance Cell (IQAC) ensures quality maintenance. Student feedback is regularly collected to assess teaching effectiveness, and faculty members are encouraged to participate in workshops, seminars, and refresher courses to enhance their skills.

## **Research and Community Engagement**

The college is home to 13 recognized research centres offering Ph.D. programs across disciplines. Faculty members guide dissertations and projects, contributing to scholarly publications. Community engagement is fostered through extension activities via NCC, NSS, and the Red Cross, promoting responsible citizenship among students.

## **Infrastructure and Support Services**

The college's infrastructure includes administrative offices, smart-board equipped classrooms, laboratories, an auditorium, and a dedicated computer lab. A 22-acre playground and a gymnasium provide ample recreational space. The Jan Bhagidari Samiti plays a vital role in maintaining and enhancing college resources.

## **Student Support and Progression**

Prioritizing student welfare, the college maintains a disciplined environment. The Anti-Ragging and Discipline Committee ensures safety, while resources such as library access, computer facilities, and sports amenities enrich the student experience. Annual career guidance initiatives, youth festivals, and recognition of student achievements contribute to both personal and academic growth.

## **Management and Governance**

Managed under the regulations of the Government of Chhattisgarh's Higher Education Department, the college operates under the leadership of the Principal, supported by various committees. The collaborative spirit among teaching and non-teaching staff fosters an effective educational environment.

## **Conclusion**

Government P.G. College Ambikapur stands as a beacon of hope and opportunity in a region where educational access is limited. Its commitment to academic excellence, community engagement, and holistic student development underscores its mission to empower the youth of Surguja and contribute to national progress.

## *2 Audit Committee*

### **Internal Audit Committee**

- (1) Dr. Rizwan Ulla – HOD Botany
- (2) Dr. Abha Jaiswal – HOD Hindi
- (3) Dr. R.K. Jaiswal – HOD Geography
- (4) Dr. A.K. Gour – HOD Commerce
- (5) Shri Brijesh Kumar – HOD LAW

### **External Audit Committee**

- |   |                      |          |  |
|---|----------------------|----------|--|
| 1 | Prof. R.N. Singh     | Chairman | Principal<br>Govt. V.Y.T. P.G. Autonomous<br>CollegeDurg (C.G.)<br>(Prof. of Economics)                              |
| 2 | Dr. J.J. Gupta       | Member   | HOD Botany<br>Govt. P.G. Girls College Ambikapur<br>Distt. Surguja (C.G.)  |
| 3 | Mr. Saiyad Sabir Ali | Member   | HOD Commerce<br>Holy Cross Women's College<br>Ambikapur Surguja (C.G.)   |
| 4 | Dr. Smt. K Padmawati | Member   | Asst. Professor<br>Govt. V.Y.T. P.G. Autonomous<br>CollegeDurg (C.G.)  |
| 5 | Dr. Saman Upadhyay   | Member   | HOD Law<br>University Teaching Department<br>Sant Gahira Guru<br>Vishwavidyalaya,<br>Ambikapur Distt. Surguja (C.G.) |



## *Objective and Scope of the Audit*

The academic audit for R.G. Govt. P.G. College, Ambikapur, initiated by the Principal on July 10, 2022, aims to provide an independent assessment of the institution. An external peer team will evaluate key areas to determine the current state of the college and offer actionable suggestions for improvement.

- Objectives
- Teaching and Learning Methodology: Assess the effectiveness of teaching methods and learning experiences provided across various courses.
- Laboratory and Computer Facilities: Evaluate the functionality and accessibility of laboratories and computer resources for students.
- Examination and Evaluation System: Review the systems in place for conducting examinations and evaluating student performance.
- Internal Quality Assurance Cell (IQAC): Examine the activities and impact of the IQAC in enhancing academic standards.
- Library and Research Facilities: Evaluate the services of the central library, research support, and available sports facilities.
- Social Outreach Programs: Analyze the effectiveness of community service initiatives, including NCC and NSS programs, on student development and community engagement.
- Alumni Contributions: Investigate the role of alumni in supporting college initiatives and overall development.
- Opportunities for Improvement: Identify areas for potential enhancement within the college's major functional domains.

The audit team will compile insights and recommendations aimed at improving the college's operations and educational offerings.

## *Methodology*

The audit process commenced with a preparatory meeting in July 2022, involving the Principal, IQAC Coordinator, Academic Council members, and Examination Controller. This meeting provided an overview of the college's facilities and activities.

- **Audit Visit**

On July 25, 2022, the audit team conducted a comprehensive visit, dedicating the entire day to engage with various departments. The visit included

- **Departmental Interactions:** Discussions with faculty and students to understand departmental dynamics and the overall educational experience.
- **Facility Inspections:** Assessments of laboratories, computer facilities, and the library to gather firsthand insights on resource availability and functionality.
- **Document Review:** Analysis of provided documents to support observations and conclusions drawn during the visit.

The audit committee compiled findings, offering observations and recommendations to enhance the college's operations and educational offerings.

### ***Brief Profile of the College***

- **Rajeev Gandhi Govt. P.G. College** is committed to its vision of providing quality education through:
- **Inclusivity:** Welcoming students from diverse backgrounds, particularly first-generation learners.
- **Holistic Development:** Offering a range of academic and extracurricular activities to foster overall student growth.
- **Community Service:** Instilling a sense of social responsibility through community engagement initiatives.
- **Entrepreneurship and Critical Thinking:** Encouraging the development of entrepreneurial skills and critical thinking among students.
- **Quality Research:** Promoting high standards of research among both faculty and students.
- **Awareness and Sensitivity:** Raising awareness on ecological, human rights, and gender issues.

### ***Outreach and Activities***

The college actively encourages student participation in seminars, cultural events, and social outreach programs. Contributions from the NSS, NCC, and sports departments have made notable impacts at state and national levels, while outreach initiatives extend support to remote communities.

## Observations

The audit team's observations, based on document reviews and stakeholder interactions, highlight the following:

- **Academic Offerings:** The college provides a diverse range of courses across four streams, demonstrating high demand reflected in the significant number of applications received annually.
- **Reputation:** R.G. Govt. P.G. College Ambikapur is recognized as a premier institution, attracting students for its diverse academic offerings in a supportive and apolitical environment.
- **Student-Faculty Dynamics:** Data regarding the faculty-to-student ratio and engagement levels during the 2021-2022 academic year will be analyzed to provide insights into the educational environment.

These findings will assist the college in identifying strengths and areas for improvement, ultimately enhancing its educational impact and community service.

**Table 1: Departments in the College**

Streams	Name of Departments	Total
Art	Department of English	1
	Department of Hindi	1
	Department of Sanskrit	1
	Department of Political Science	1
	Department of Sociology	1
	Department of History	1
	Department of Anthropology	1
	Department of Psychology	1
	Department of Geography	1
	Department of Economics	1
	Department of MSW	1
Science	Department of Physics	1
	Department of Chemistry	1
	Department of Mathematics	1
	Department of Geology	1
	Department of Botany	1
	Department of Zoology	1
	Department of Computer Science	1
	Department of Library Science	1
Commerce	Department of Commerce	1
Law	Department of Law	1
<b>Total Number of Departments</b>		<b>20</b>

**Table 2: Total Students in Current Academic Year 2021-2022**

2021-22		UG		TOTAL		TOTAL							
S.N.	CLASS	GEN		OBC		ST		SC		TOTAL		TOTAL	
	Total Seat	M	F	M	F	M	F	M	F	M	F		
					7								
	B.A.I	280	230	146	129	46	157	151	10	11	528	354	880
	B.A.II		83	44	148	56	177	117	12	11	420	239	659
	B.A.III		77	48	86	40	119	113	19	8	301	209	510
	TOTAL		390	249	363	142	453	281	41	30	1247	802	2049
	B.Sc(Bio) I	280	20	19	58	44	54	56	13	9	145	129	273
	B.Sc(Bio) II		68	33	23	11	52	25	19	10	162	79	241
	B.Sc(Bio) III		28	22	61	19	50	35	6	4	145	80	225
	TOTAL		116	74	142	74	156	116	38	23	452	287	739
	B.Sc.(Maths)I	175	26	14	42	8	53	11	8	1	129	34	163
	B.Sc.(Maths)II		25	10	25	7	38	13	6	2	94	32	126
	B.Sc.(Maths)III		24	7	27	9	54	11	7	0	112	27	139
	TOTAL		75	31	94	24	145	35	21	3	335	93	428
	B.Com. I	400	91	74	59	35	69	58	10	4	229	171	400
	B. Com II		107	70	68	26	63	54	8	4	246	154	400
	B. Com III		91	53	66	20	44	35	2	3	203	111	314
	TOTAL		289	197	193	81	176	147	20	11	678	436	1114
	B.Com. I (Computer Application)	40	6	7	9	5	7	5	1	0	23	17	40
	B. Com II (Computer Application)		12	10	9	3	1	1	0	0	22	14	36
	B. Com III (Computer Application)										0		
	TOTAL		18	17	18	8	8	6	1	0	45	31	76
	PGDCA I	60	1	0	7	0	10	8	4	0	22	8	30
	D.C.A. I	100	3	3	3	1	0	5	1	0	7	9	16
	B.C.A. I	60	15	11	12	3	13	4	2	0	42	18	60
	B.C.A. II		17	4	13	7	9	2	1	0	40	13	53
	B.C.A. III		6	3	14	2	10	5	3	0	33	10	43
	B.Sc.(CS)III	80	8	10	25	3	16	6	9	0	85	19	77
	B.Sc.(CS)III		15	10	20	2	14	6	2	1	51	19	70
	B.Sc.(CS)III		24	7	21	2	18	7	1	0	64	16	80
	TOTAL		89	48	115	20	90	43	23	1	317	112	429
	LL.B. I Sem	320	39	17	36	19	22	20	10	4	107	60	167
	LL.B. III Sem		61	16	51	14	31	20	11	5	154	55	209
	LL.B. V Sem		65	15	50	13	65	9	10	2	190	39	229
	TOTAL		165	48	137	46	118	49	31	11	451	154	605
	Grand Total (UG)		1124	647	1044	387	1138	771	174	79	3480	1884	5364

	2021-22 PG			PG									
S.N.	CLAS S		GEN		OB C		S T		S C		TOTAL		TOTAL
			M	F	M	F	M	F	M	F	M	F	
	LLM I Sem	30	2	3	1	7	1	8	1	0	4	18	23
	LL.M. III Sem		5	3	2	1	3	2	1	1	11	7	18
	M.A. I Sem Hindi	40	3	2	2	3	4	11	2	1	11	17	28
	M.A. I Sem English	60	5	4	4	4	3	2	2	1	14	11	25
	M.A. I Sem History	30	2	2	2	1	2	1	0	0	6	4	10
	M.A. I Sem Political Science	30	1	1	2	4	3	7	0	1	6	13	19
	M.A. I Sem Sociology	30	2	4	1	1	3	14	2	1	8	20	28
	M.A. I Sem Economic s	40	9	8	7	3	3	1	1	0	20	12	32
	M.A. I Sem Geography	30	0	2	3	9	8	4	1	2	12	17	29
	M.A. I Sem Psychology	30	2	4	2	0	1	0	1	0	5	5	10
	M.Sc. ANTHROPOLO GY- I	30	0	5	1	2	0	2	0	0	1	9	10
	M.S.W. I	60	2	3	3	4	4	6	2	2	11	9	20
	TOTAL		33	41	30	39	35	58	13	9	109	142	252
	M.S.W. II		4	3	2	2	3	1	1	0	10	4	14
	M.Sc. ANTHROPOLO GY- II		2	6	0	0	1	1	0	0	3	7	10
	M.A. II Sem Hindi		2	3	1	7	1	8	0	0	4	18	22
	M.A. II Sem English		3	2	4	3	3	3	1	1	11	11	22
	M.A. II Sem History		2	5	2	1	3	2	0	1	7	9	16
	M.A. II Sem Political Science		0	1	0	1	5	0	1	1	1	8	9
	M.A. II Sem Sociology		6	5	2	2	6	1	1	0	15	8	23
	M.A. II Sem Economics		3	4	3	4	3	2	2	1	11	11	22
	M.A. II Sem		1	1	2	2	2	7	1	0	6	10	16

	Geography												
	M.A. II Sem Psychology		0	1	0	1	0	0	1	0	1	2	3
	TOTAL		23	31	16	23	27	25	8	4	69	88	157
	M.Com. First Sem	40	3	7	3	6	7	9	3	1	16	23	39
	M. Com. ThirdSem		2	6	4	5	7	8	3	2	16	21	37
	TOTAL		5	13	7	11	14	17	6	3	32	44	76

M.Sc. I Sem Botany	35	0	4	5	9	3	12	2	0	10	25	35
M.Sc. I Sem Zoology	30	1	7	4	5	1	12	1	3	7	27	34
M.Sc. I Sem Chemistry	30	2	6	3	7	3	5	2	2	10	20	30
M.Sc. I Sem Physics	25	4	4	4	3	5	4	0	1	13	12	25
M.Sc. I Sem Mathematics	40	7	3	9	2	12	3	3	1	31	9	40
M.Sc. I Sem CS	30	1	3	4	2	2	3	0	1	7	9	16
TOTAL		15	27	29	28	26	39	8	8	78	102	180
M.Sc. III Sem Botany		3	10	3	3	3	6	0	2	9	21	30
M.Sc. III Sem Zoology		1	7	4	5	0	12	1	3	7	27	34
M.Sc. III Sem Chemistry		1	5	4	6	1	10	0	0	6	21	27
M.Sc. III Sem Physics		3	8	0	3	1	7	0	3	4	21	25
M.Sc. III Sem Mathematics		6	6	7	4	2	10	1	1	16	21	36
M.Sc. II Sem CS		0	2	1	1	2	2	0	0	3	5	8
TOTAL		14	38	19	22	9	47	2	9	45	116	160
Grand Total (P.G.)		85	137	94	112	97	169	31	30	301	448	479
Grand Total (P.G.)		1209	784	1138	499	1235	940	205	109	3781	2332	6113

## *Annual Report of Controller of Examination 2021-22*

Result analysis was carried out and presented before the examination committee and principal for approval. Summary of the result during the session 2021-22 is as follows:

<b>The Important Events and Dates</b>		
<b>Particulars</b>	<b>Dates</b>	
	<b>Without Fine</b>	<b>With Fine</b>
Examination fees payment UG (Regular & Supplementary)	03/06/2022	10/06/2022
	To 09/06/2022	To 12/06/2022
Examination fees payment PG I & III Semester	05/12/2022	15/12/2022
	To 14/12/2022	To 19/12/2022
Examination fees payment PG II & IV Semester	25/05/2022	01/06/2022
	To 31/05/2022	To 05/06/2022

<b>Examination Date</b>		
<b>Particulars</b>	<b>Dates</b>	
	<b>Form</b>	<b>To</b>
Examination for UG Classes	06/07/2022	10/07/2022
Examination PG I & III Semester	02/01/2022	15/01/2022
Examination PG II & IV Semester	08/07/2022	13/07/2022

<b>Results</b>		
<b>Particulars</b>	<b>Dates</b>	
	<b>Form</b>	<b>To</b>
Publication of Result of UG Classes	24/08/2022	24/08/2022
Publication of Result of PG I & III Semester	24/08/2022	24/08/2022
Punlication of Result of PG II & IV Semester	24/08/2022	24/08/2022

<b>Unfair Means Cases</b>		
<b>Particulars</b>	<b>UG</b>	<b>PG</b>
Number of Students	Nil	Nil

<b>Outcome of ATKT/ BACK Examinations (For Preceding Session 2019-20)</b>	
Number of UG Students Applied	Nil
Number of UG Students Passed	Nil

<b>Revaluation (For Preceding Session 2019-20)</b>	
Number of students applied for revolution	Nil
Number of students whose result status changed after revaluation	Nil

<b>Examination Admit Cards Issued</b>	
Number of students of UG classes	4010
Number of students of PG I & III semester	728
Number of students of PG II & IV semester	352

<b>S.No.</b>	<b>Subject</b>	<b>First Semester</b>		
		<b>Appeared</b>	<b>Passed</b>	<b>Pass %</b>
1.	Physics	25	25	100%
2.	Chemistry	28	28	100%
3.	Botany	33	33	100%
4.	Zoology	34	33	97.05%
5.	Mathematics	39	38	97.43%
6.	Computer Science	08	07	87.5%
7.	Anthropology	10	10	100%
8.	Hindi	22	22	100%
9.	English	25	25	100%
10.	History	19	19	100%
11.	Political Science	11	11	100%
12.	Sociology	29	25	86.20%
13.	Economics	23	23	100%
14.	Geography	16	16	100%
15.	Psychology	03	03	100%
16.	MSW	13	13	100%
17.	Commerce	37	37	100%



S.No.	Subject	Third Semester		
		Appeared	Passed	Pass %
1.	Physics	19	19	100%
2.	Chemistry	29	29	100%
3.	Botany	27	27	100%
4.	Zoology	30	30	100%
5.	Mathematics	23	23	100%
6.	Computer Science	0	0	0
7.	Anthropology	08	08	100%
8.	Hindi	22	20	90.90%
9.	English	19	19	100%
10.	History	20	20	100%
11.	Political Science	24	24	100%
12.	Sociology	24	24	100%
13.	Economics	30	30	100%
14.	Geography	20	20	100%
15.	Psychology	0	0	0
16.	MSW	21	20	95.23%
17.	Commerce	37	37	100%

Result analysis was carried out and presented before the examination committee and principal for approval. Summary of the result during the session 2021-22 is as follows:

S.No.	Class	Appeared	Pass	%
1.	B.Sc. – I	921	913	99.13%
2.	B.Sc. – II	1008	1004	99.60%
3.	B.A. – I	481	466	96.88%
4.	B.A. – II	434	431	99.31%
5.	B.Com. – I	543	541	99.63%
6.	B.Com. – II	516	516	100%
7.	B.C.A. – I	62	61	98.39%
8.	B.C.A. – II	45	45	100%


S.No.	Subject	Second Semester		
		Appeared	Passed	Pass %
1.	Physics	24	24	100%
2.	Chemistry	27	27	100%
3.	Botany	31	31	100%
4.	Zoology	33	31	93.93%
5.	Mathematics	37	36	97.29%
6.	Computer Science	08	08	100%

7.	Anthropology	10	10	100%
8.	Hindi	22	22	100%
9.	English	24	23	95.83%
10.	History	16	16	100%
11.	Political Science	09	09	100%
12.	Sociology	24	23	95.83%
13.	Economics	22	22	100%
14.	Geography	16	16	100%
15.	Psychology	03	02	66.66%
16.	MSW	13	13	100%
17.	Commerce	37	36	97.29%

S.No.	Subject	Fourth Semester		
		Appeared	Passed	Pass %
1.	Physics	19	19	100%
2.	Chemistry	29	29	100%
3.	Botany	27	27	100%
4.	Zoology	30	30	100%
5.	Mathematics	23	23	100%
6.	Computer Science	-	-	-
7.	Anthropology	08	08	100%
8.	Hindi	21	21	100%
9.	English	19	18	94.73%
10.	History	20	19	95%
11.	Political Science	24	20	83.33%
12.	Sociology	24	24	100%
13.	Economics	30	28	93.33%
14.	Geography	20	20	100%
15.	Psychology	-	-	100%
16.	MSW	21	21	100%
17.	Commerce	37	36	97.29%



**Controller**  
Autonomous Examination



**Principal**  
Rajeev Gandhi Govt. P.G. College  
Ambikapur Surguja (C.G.)

*Table 3: total number of faculty members (Professors) in 2021-22*

S No.	Name of Department	Permanent faculty	Guest Faculty	Total
1	Zoology	4	1	5
2	Physics	2	2	4
3	Botany	4	1	5
4	Mathematics	1	3	4
5	Chemistry	5	1	6
6	Geology	1	1	2
7	Commerce	6	1	7
8	Economics	3	1	4
9	Political Science	4	1	5
10	Hindi	6	0	6
11	English	4	1	5
12	Geography	3	0	3
13	Sanskrit	1	0	1
14	Psychology	2	0	2
15	Sociology	2	1	3
16	History	2	1	3
17	Law	5	1	6
18	CS	0	2	2
19	Anthropology	0	3	3
20	MSW	0	2	2

## *Observations from the Academic Audit*

### *General Observations Across Programs*

- **Curriculum Division**  
In the semester system, the curriculum is divided into smaller parts, allowing students to focus on fewer subjects at a time.
- **Regular Examinations**  
Exams are conducted at the end of each semester, helping students develop a habit of continuous study without the need for cramming a large amount of material at once.
- **Assessment and Feedback**  
This system includes regular internal assessments, providing students with feedback on their progress, enabling them to focus on their weaker areas.
- **Improved Resource Availability**  
With the semester system, students can complete the curriculum on time, allowing for better utilization of labs and other resources.

Overall, these factors contribute to reducing the academic workload for students in the semester system.

- **Overcrowded Classes:** Limited classroom availability often leads to larger class sizes, making it difficult for teachers to provide individual attention and support to students.
- **Scheduling Conflicts:** A lack of classrooms can result in tight schedules, forcing some classes to be held at inconvenient times or causing delays in starting classes.

### ***Challenges of an Unautomated Library***

An unautomated library can pose several difficulties for students, including:

- **Time-Consuming Processes:** Manual cataloging and checkout processes can lead to longer wait times, making it challenging for students to access materials quickly.
- **Limited Access to Resources:** Without automation, tracking availability and locations of books can be cumbersome, often resulting in students wasting time

searching for resources that may not be on the shelves.

- **Inefficient Information Retrieval:** Students may find it difficult to locate specific information or books without a digital search system, hindering their research and study efforts.
- **Lack of User-Friendly Services:** An automated library may lack online access for catalog searches, limiting students' ability to browse resources from home or on-the-go.
- **Increased Administrative Burden:** Staff may face challenges in managing inventory and maintaining records manually, reducing their ability to assist students effectively.
- **Reduced Engagement:** Without modern technology, students may be less inclined to utilize library resources, leading to underutilization of valuable academic materials.

Improving library automation can enhance accessibility, efficiency, and overall user experience for students.

### ***Syllabus Structure: Semester System in UG and PG***

The introduction of the semester system in both undergraduate (UG) and postgraduate (PG) programs brings several advantages to the syllabus structure:

- **Modular Curriculum:** The syllabus is divided into smaller, manageable modules, allowing students to focus on specific topics and themes within a shorter time frame.
- **Regular Updates:** The semester system encourages frequent reviews and updates to the syllabus, ensuring that the curriculum remains relevant and aligned with current academic and industry standards.
- **Continuous Assessment:** With a structured syllabus, continuous assessment methods (like quizzes, assignments, and projects) can be integrated, providing ongoing feedback to students and reducing the pressure of a single final exam.
- **Enhanced Flexibility:** Students can select elective courses based on their interests, fostering a more personalized learning experience and allowing them to explore various fields.
- **Balanced Workload:** The distribution of subjects across semesters helps balance the academic workload, making it easier for students to manage their time and study effectively.
- **Focus on Skill Development:** The semester structure often includes practical

components and workshops, emphasizing skill development alongside theoretical knowledge.

- **Improved Engagement:** The variety in courses and assessment methods keeps students engaged and motivated throughout their academic journey.

Overall, the semester system enhances the educational experience by promoting a more organized, flexible, and dynamic syllabus structure in both UG and PG programs.

***Facilities:*** Issues with washroom facilities were noted.

- **Attendance Policy :** The new attendance policy recognizes and rewards student participation in external programs, promoting holistic development and engagement beyond the classroom.
- **Curriculum Relevance :** Topics relevant to NET and GATE exams should be incorporated.
- **Qualified Faculty :** All professors are highly qualified.

**Examination Scheduling :** The implementation of a more flexible examination scheduling system aims to enhance the academic experience for students and address previous scheduling conflicts and stressors.

**Internships :** An extension of the internship period to at least one month is recommended for greater benefit.

***Syllabi Updates :*** While the updated syllabus aligns well with student needs, feedback indicates that some papers, particularly in literature & Science subjects, are overly lengthy. This can hinder effective learning and engagement.

***Content Review:***

Conduct a thorough review of the syllabus content for literature subjects, identifying sections that may be redundant or overly detailed.

***Prioritization of Key Themes:***

Focus on essential themes, concepts, and texts. Streamlining the syllabus to emphasize core materials can enhance comprehension and retention.

***Modular Approach:***

Break down lengthy papers into smaller, focused modules. This allows for deeper exploration of each topic without overwhelming students.

**Optional Readings:**

Introduce optional readings for students interested in exploring additional material. This way, the core syllabus remains concise while still catering to enthusiastic learners.

***Staffing Issues:*** The college is currently facing staffing challenges, with a noticeable shortage of teaching staff relative to student enrollment. This situation can impact the quality of education and student support..

***Research Activity :*** The college has achieved satisfactory levels of research activity, reflecting a commitment to academic inquiry and scholarly contribution. However, there is always potential for further growth and development in this area

***Career Counseling:*** Regular sessions are provided

### ***Summary***

The college has successfully cultivated a robust research culture, demonstrating a strong commitment to academic inquiry and scholarly contributions. This foundation not only reflects the dedication of our faculty and students but also positions the institution as a leader in innovative research. With this strong base, there is exciting potential for further growth and development, paving the way for even greater achievements in the future. The opportunities for collaboration, enhanced funding, and increased student involvement promise to elevate our research initiatives to new heights.

### ***Support Staff***

- Support staff express satisfaction with college administration.
- The staff includes both state government employees and daily wage workers, with 20% being state employees.
- No additional pay is provided for increased responsibilities.

### ***Examination Controller's Office***

- A total of 60 days is required for exit examinations, divided into one month for theory and one for practicals.
- Results are published within 45 days post-examination.
- Question papers consist of 40% internal and 60% external examiner input.
- Examination management software is utilized for various administrative functions.

### ***Central Library***

- The library is modern and exceptionally well-stocked, noted for its cleanliness and reading room facilities.
- Dedicated access for SC/ST students and a book bank for underprivileged students are commendable initiatives
- A feedback mechanism allows students to express their needs.
- While the college library serves as a valuable resource for students and faculty, the need for library automation has become increasingly clear. Automating library processes can significantly improve efficiency, accessibility, and user experience.

### ***Placement Cell***

Enhancing the Effectiveness of the Placement Cell- The Placement Cell plays a crucial role in bridging the gap between education and employment for students. To maximize its impact, the Placement Cell should adopt a more proactive and comprehensive approach.

### ***Recommendations for Improvement:***

- **Strengthening Industry Partnerships:** Forge stronger collaborations with a diverse range of industries and companies to create more placement opportunities and internship programs for students
- **Alumni Engagement:** Involve successful alumni in placement activities to provide mentorship, share experiences, and offer networking opportunities for current students.
- **Arrange regular visits to companies** and invite industry experts for guest lectures to give students insights into the working world and emerging trends.
- **Diverse Placement Strategies:** Explore various placement avenues, including online job fairs, campus recruitment drives, and off-campus placement support to cater to different student needs.
- **Utilizing Technology:** Leverage online platforms for job postings, application tracking, and virtual career fairs to reach a broader range of opportunities.

### ***N.C.C. and N.S.S.***

- Both NCC and NSS are active, with satisfactory activities and support from the college.

### ***Youth Red Cross***

- The Youth Red Cross is active but should increase engagement.



## ***IQAC Office***

The Internal Quality Assurance Cell (IQAC) has implemented several initiatives that have resulted in meaningful improvements across the college. Here are some key areas where positive changes have been observed:

- **Enhanced Academic Standards:** The IQAC has facilitated regular reviews and updates of the curriculum, ensuring that it aligns with current academic and industry standards.
- **Increased Student Engagement:** Initiatives such as workshops, seminars, and extracurricular activities have fostered greater student participation, enhancing their overall educational experience.
- **Effective Feedback Mechanisms:** By collecting and analyzing feedback from students and faculty, the IQAC has identified areas for improvement and implemented changes that have positively impacted teaching and learning.

The initiatives undertaken by the IQAC have significantly contributed to the overall growth and development of the college. These positive changes reflect a commitment to maintaining high standards of quality in education and an ongoing dedication to the success of both students and faculty.

## ***Academic Council***

The Academic Council meets twice a year, generally reaching unanimous decisions regarding academic policies.

## ***Alumni and Parents***

The feedback from alumni and parents highlights a strong sense of satisfaction with the quality of education provided by the college.

## ***Principal, Coordinator-IQAC, and Examination Controller***

The leadership team at the college, comprising the Principal, Coordinator of the Internal Quality Assurance Cell (IQAC), and the Examination Controller, plays a vital role in driving the institution's success. Their enthusiasm and commitment have led to several positive outcomes:

- **Visionary Leadership:** The Principal actively promotes a forward-thinking vision, fostering a culture of academic excellence and innovation throughout the college.
- **Proactive Quality Assurance:** The Coordinator of IQAC is dedicated to enhancing

the quality of education. Their enthusiasm in implementing new initiatives has led to significant improvements in teaching and learning processes.

- **Efficient Examination Management:**The Examination Controller demonstrates a proactive approach in overseeing examination processes. Their focus on efficiency ensures that assessments are conducted smoothly, benefiting both students and faculty.
- **Encouraging Collaboration:**This leadership trio encourages collaboration among faculty, staff, and students, creating a supportive and engaging academic environment that fosters growth and development.
- **Student-Centric Approach:**They prioritize student needs and well-being, actively seeking feedback and implementing changes that enhance the overall student experience.
- **Commitment to Continuous Improvement:**Their enthusiasm for continuous improvement is evident in their willingness to embrace new ideas, adapt to challenges, and strive for excellence in all aspects of the college's operations.

### ***Strengths, Weaknesses, Opportunities for Improvement, and Challenges (SWOC)***

#### **Strengths**

- Fully autonomous under UGC
- Co-ed, multi-faculty structure.
- Implementation of CBCS at UG and PG levels.
- Established research centers for Ph.D. degrees.
- Active IQAC.
- Strong infrastructure and adherence to academic calendars.
- Research-oriented faculty with funding provisions.

#### **Weaknesses**

- Vacant teaching positions and inadequate laboratory facilities.
- Poor teacher-student ratios and communication skills among students.
- Insufficient computer-to-student ratios.

#### **Opportunities**

- Development of a strong research culture.
- Preparation for competitive exams can enhance economic conditions in the tribal region.
- Financial aid under government schemes can improve infrastructure.
- Engaging industry for consultative interactions.

### **Challenges**

- Skewed teacher-student and computer-student ratios.\
- Weak research orientation and communication skills among students.
- Limited funding from UGC & State Govt.






### **General Conclusion and Gratitude**

The academic audit of R.G. Govt. P.G. College, Ambikapur, highlights significant strengths that position the institution as a commendable center for higher education. As a fully autonomous college, it has successfully adopted CBCS and established research centers, all while adhering to high academic standards.

However, challenges such as vacant teaching positions and inadequate resources must be addressed. The college has substantial opportunities for growth through an enhanced research culture and improved infrastructure, which can significantly impact the local community.

We express our gratitude to the Principal, faculty, and staff for their cooperation during the audit. Their dedication to academic excellence is commendable, and we encourage them to build on their strengths while addressing the identified challenges. With a strategic focus on future opportunities, the college can further enhance its role as a leading educational institution in the region.

External Audit Committee :- Academic Year 2021 - 22

S.N.	Name		Post	Signature
1	Prof. R.N. Singh	Chairman	Principal Govt. V.Y.T. P.G. Autonomous College Durg(C.G.) (Prof. of Economics)	
2	Dr. J.J. Gupta	Member	HOD Botany Govt. P.G. Girls College Ambikapur Distt. Surguja (C.G.)	
3	Mr. Saiyad Sabir Ali	Member	HOD Commerce Holy Cross Women's College Ambikapur Distt. Surguja (C.G.)	
4	Dr. Smt. K Padmawati	Member	Asst. Professor Govt. V.Y.T. P.G. Autonomous College Durg (C.G.)	
5	Dr. Saman Upadhyay	Member	HOD Law University Teaching Department Sant Gahira Guru Vishwavidyalaya, Surguja, Ambikapur Distt. Surguja (C.G.)	



**Dr. R.P. Singh**  
Coordinator  
IQAC  
R.G. Govt. P.G. Autonomous  
College Ambikapur (C.G.)



**Dr. Rashida Parvez**  
Principal  
R.G. Govt. P.G. Autonomous  
College Ambikapur (C.G.)